


Lollipop

Designed to suit the specific needs of younger children, Lollipop is a free-standing cubicle system that delivers fun and safety in equal measures. Lollipop cubicles come with two door height options to choose from, specially designed safety hinges, easy to operate emergency release indicator bolts and optional magnetic catches.



01 Pilasters are fitted to the floor in an aluminium channel with concealed fixings, for strength and rigidity.



02 The shaped doors, pilasters and partitions allow for adult supervision.

See our anti-finger trap hinges in action by watching the dedicated video on our YouTube channel.

See p16-17 for Lollipop technical specifications.

Main image

Lollipop HPL cubicles in Olive, Duck Egg, Peony and Suede, with Vepps WC panelling in Soft Oak and Suede. Lollipop HPL vanity in Olive, Peony and Soft Oak with Sandringham 21 semi-recessed basins and Sandringham 21 self closing pillar taps.



Key features

- Unique shaped doors, pilasters and partitions to allow for adult supervision
- Available in 2 heights for younger children
- No headrail
- Total colour flexibility
- Anti-finger trap hinges
- Emergency release indicator bolts as standard
- Unique pedestal design, offering rigidity
- Complementing Lollipop vanity units

Case Study Lyons Hall Primary School

Lyons Hall Primary School in Essex is recognised as “outstanding” by Ofsted. Part of the Learning Pathways Academy Trust, Lyons Hall is a popular choice for local children. To meet the need for extra pupil places, a new teaching block was commissioned.

Laurie Wood Associates were chosen to undertake the development. Part of the first phase incorporated new washrooms for the early year's pupils. Due to the breadth of product range, flexible service and a good past working relationship, Venesta were specified by Laurie Wood Associates to supply the new washrooms for the school's pupils and staff.


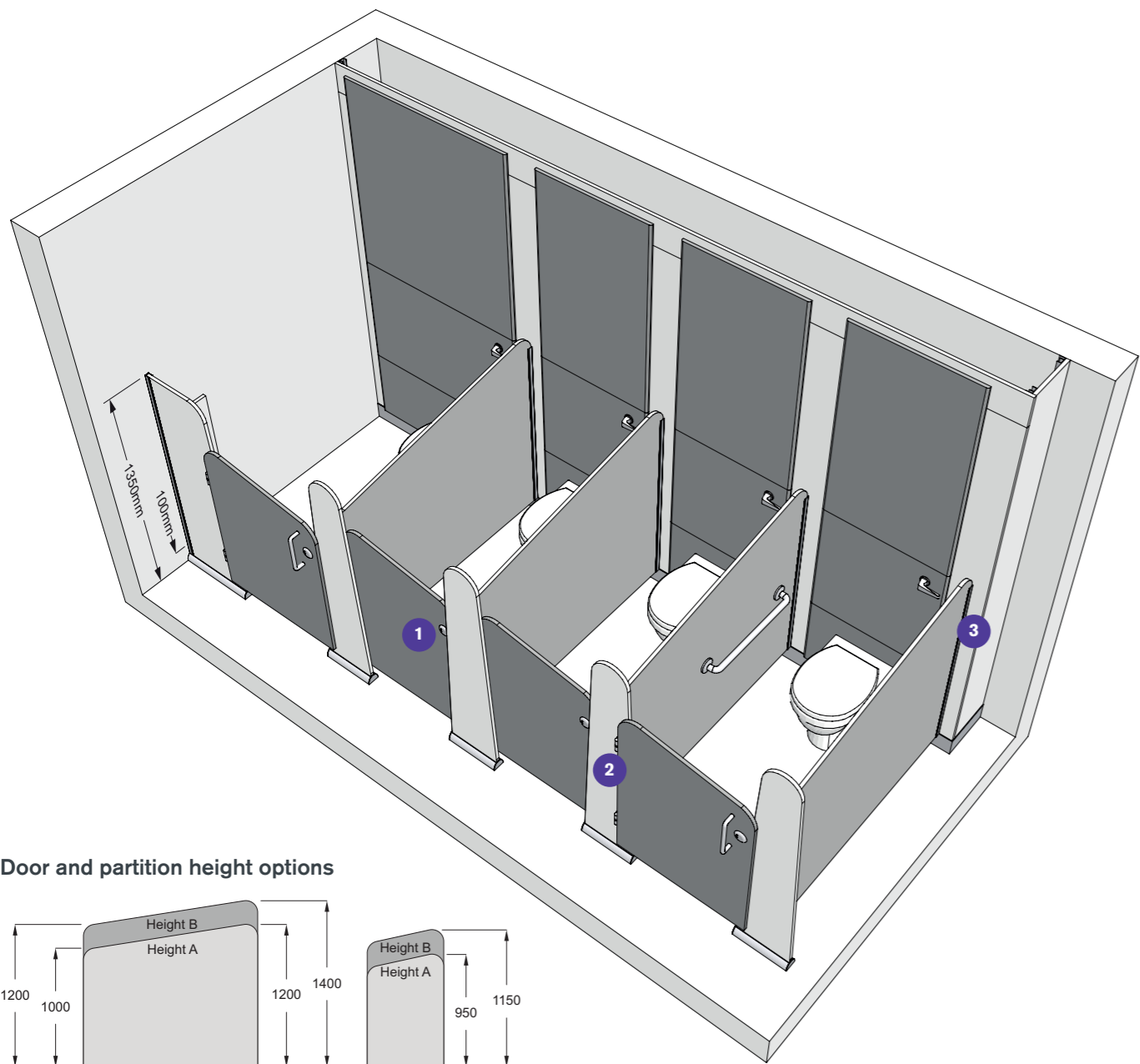
Venesta's popular Lollipop cubicles were specified for the early year's children. Lollipop cubicles are designed specifically to meet the needs of young children. The range offers a fun design that will encourage children to use the toilet when needed, a key consideration for their physical and mental wellbeing in early school years. Aside from this, Lollipop toilet cubicles also offer great safety features such as anti-finger trap hinges and easy to operate emergency release indicator bolts or magnetic catches if preferred.

We know that the supervision of young children in primary school washrooms is also a priority. With this in mind, Lollipop cubicles offer low height, shaped doors and a free standing design which means there is no need for a headrail.

Read the full case study at www.venesta.co.uk



Technical Specifying Lollipop



Dimensions

- Height option A**
Doors: 1050mm to highest point from floor level.
Partitions: 1300mm to highest point from floor level.
- Height option B**
Doors: 1250mm to highest point from floor level.
Partitions: 1500mm to highest point from floor level.
- Pilaster height**
1350mm from floor level.
- Maximum depth**

MFC	1500mm
HPL	1500mm
SGL	1500mm
- Floor clearance**
100mm

Vanities

A complementary Lollipop vanity unit with shaped under panels is available.
Lollipop vanities available in 600mm high K2 profile.

Performance

- Available in three material options, Lollipop is suitable for every type of wet or dry environment, allowing you to specify the most appropriate option to meet the site requirements and your budget.
- MFC**
For dry environments with low risk of vandalism. Panels are manufactured from 19mm nominal thickness high performance moisture-resistant melamine faced chipboard. Edges lipped with ABS.
- HPL**
For more heavily used washrooms, panels are heat, scratch and impact resistant. Manufactured from moisture-resistant chipboard faced with high pressure laminate, panels are 19mm nominal thickness. Edges lipped with ABS.

SGL
Solid grade laminate is extremely resistant to impact and all surfaces are impervious to water. Panels are 13mm nominal thickness with polished black radiused edges.

Detailing

- Panels and doors**
Available in MFC, HPL and SGL.
- Colour finish**
MFC, HPL and SGL
34 colours from the standard range.
- Cubicle hardware**
Light Grey ABS and satin anodised aluminium.
- Edge treatment**
MFC and HPL
Matching ABS lipping.
SGL
Polished black radiused edge.
- Pilaster support system**
Steel vertical support post fitted to rear face of pilaster and concealed within satin anodised extruded U-channel.
- Cubicle hardware**
Indicator bolt
Light Grey ABS easy grip indicator bolt with emergency release facility and concealed fixings. Magnetic catch option in lieu of indicator bolts.
Hinge
Satin anodised aluminium rise and fall anti-finger trap safety hinge.
Pedestal
Pilasters taken to floor and fitted in an extruded aluminium U-channel.
Fixings
Partition to wall: Continuous satin anodised aluminium U-channel.
Pilaster to partition: Continuous satin anodised aluminium U-channel.
Pilaster to wall fixing: Continuous satin anodised aluminium U-channel.
- Accessories**
Coat hooks and toilet roll holders available.